

INSTRUCTION SHEET

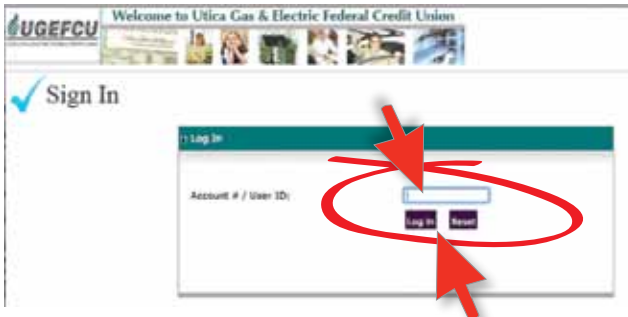
Easy Steps to Sign Up for eSTATEMENTS!



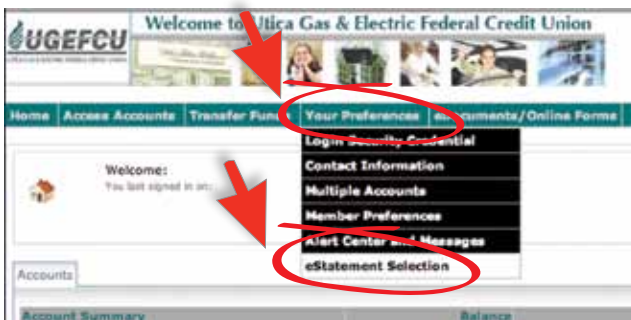
STEP 1
www.ugefcu.com
click "Member Login" button



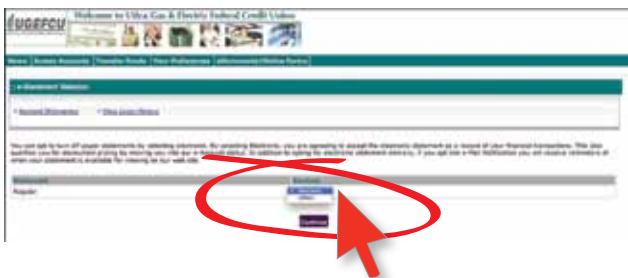
STEP 2 Sign In - your account number - click, next window enter your password



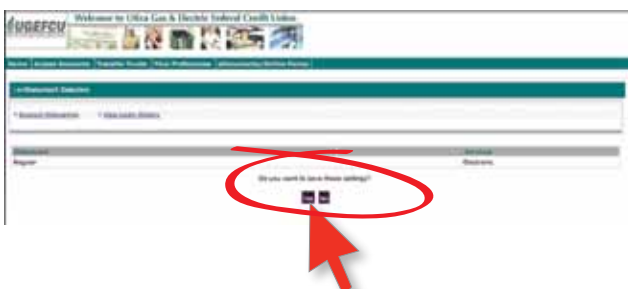
STEP 3 Menu area "Your Preferences" scroll down to eStatement Selection



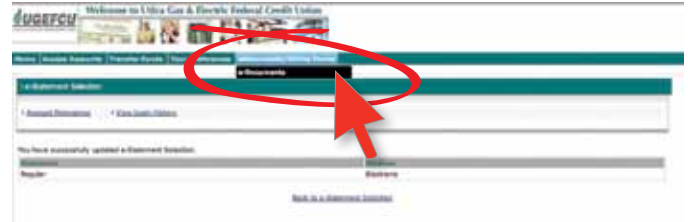
STEP 4 Click on "Electronic" for eStatements, click "continue" button



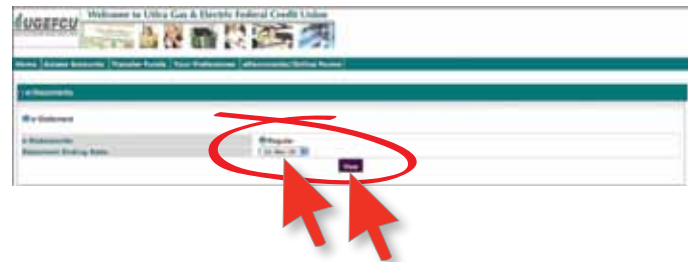
STEP 5 Answer question - click "Yes"




STEP 6 MENU BAR- Click eDocuments on the drop down menu under "eDocuments/Online Forms".



STEP 7 Scroll to Month you want to view, Click "View" button



STEP 8 View your statement or print it if you choose.



Enjoy these benefits with eStatements:

- FREE
- Safe & Secure
- Quicker access to your account statements
- View over 6 months worth of statements
- Print your own statement option
- Cut down on paper clutter

Go Green!